

**TRUE NORTH**  
**CLASSICAL ACADEMY**

**Incoming Kindergarten**

**Summer Learning**



# TRUE NORTH

## CLASSICAL ACADEMY

*Timeless Principles: Remarkable Achievement*

June 8, 2023

### Summer Learning Plan

Dear Parents:

It is difficult to believe that summer is here! While we believe that the summer months should be an opportunity for leisure and quality time spent with family, we also believe that a healthy engagement of the mind is necessary to keep the learning of the past year fresh and to help create a bridge for the new learning to come. With that said, we have asked teachers for help in creating the following summer learning plan. The reading plan will include reading one novel and to answer comprehension questions; the math plan will include a math packet and other activities based on your grade level. *Please note that completion of summer work is mandatory. However, also, please note that the summer work is a minimum to be attained; it does not prohibit you from having your child read more books and complete more math.*

### Incoming Kindergarten

#### Readiness Packet

Research has shown that regression of learning during the summer months can, sometimes, account for one-third of learning gains achieved during the school year. Have your child read aloud to you, ask questions as they read, and read to them to model good fluency. Your child should be prepared to discuss the book upon return to school.

Upon returning to school, the summer book will be discussed and the assignment must be turned in. Students will **receive a grade** for the completion of the summer reading and math assignment.

Let me know if you have any questions. Enjoy your summer!!

Warm regards,

True North Administration

# Language Arts



## Checklist!

☐

I can write my name

☐

I can sing my ABC's

☐

I can recognize all of the  
letters

☐

I know my colors and color  
words

☐

I know my beginning sounds



I can write my name:

1.

2.

3.

4.

5.

Here you will find letter  
cards with upper and  
lower case! You can cut  
these out to practice  
letter and sound  
recognition with your  
tiny TITAN!



A

B

C

D

E

F

G

H

I

J

K

L

M

N

O

P

Q

R



S

T

U

V

W

X

Y

Z

a

b

c

d

e

f

g

h

i

j

k

l

m

n

o

p

q

r

s

t

u

v

w

x

y

z

# I can write my LETTERS!

Practice tracing your uppercase letters!

A B C D E F

G H I J K L

M N O P Q

R S T U V

W X Y Z



TITANS

# I can write my LETTERS!

Practice tracing your lowercase letters!

a b c d e f

g h i j k l

m n o p q

r s t u v

w x y z






# I can write my LETTERS!

Practice writing the alphabet A- Z uppercase and lowercase!

Handwriting practice lines consisting of solid top and bottom lines with a dashed midline for letter height guidance. There are ten sets of these lines across the page.

# Beginning Sounds


Fill in the beginning sounds and  
color the picture!



\_\_\_\_\_

-----


\_\_\_\_\_



\_\_\_\_\_

-----

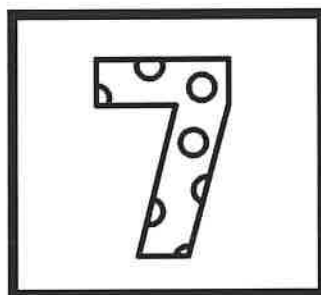
\_\_\_\_\_



\_\_\_\_\_

-----


\_\_\_\_\_



\_\_\_\_\_

-----


\_\_\_\_\_



\_\_\_\_\_

-----


\_\_\_\_\_



\_\_\_\_\_

-----


\_\_\_\_\_



\_\_\_\_\_

-----

\_\_\_\_\_




\_\_\_\_\_

-----

\_\_\_\_\_

# Middle Sounds


Fill in the middle sounds and  
color the picture!



\_\_\_\_\_

-----


\_\_\_\_\_



\_\_\_\_\_

-----

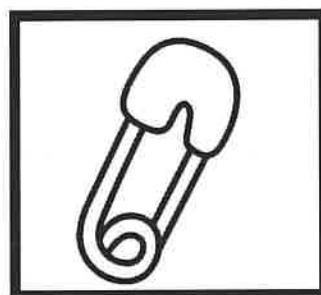
\_\_\_\_\_



\_\_\_\_\_

-----


\_\_\_\_\_



\_\_\_\_\_

-----

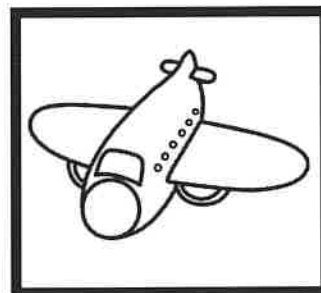
\_\_\_\_\_



\_\_\_\_\_

-----

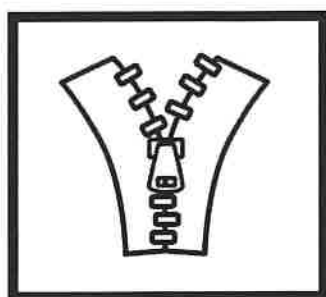
\_\_\_\_\_



\_\_\_\_\_

-----


\_\_\_\_\_



\_\_\_\_\_

-----

\_\_\_\_\_




\_\_\_\_\_

-----

\_\_\_\_\_

# Ending Sounds

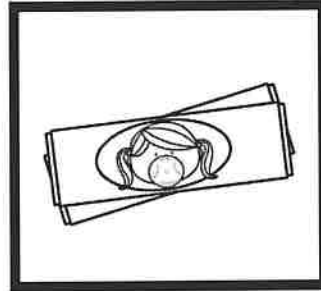
Fill in the ending sounds and  
color the picture!



\_\_\_\_\_

-----


\_\_\_\_\_



\_\_\_\_\_

-----


\_\_\_\_\_



\_\_\_\_\_

-----


\_\_\_\_\_



\_\_\_\_\_

-----


\_\_\_\_\_



\_\_\_\_\_

-----

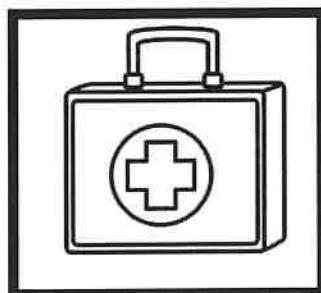
\_\_\_\_\_



\_\_\_\_\_

-----


\_\_\_\_\_



\_\_\_\_\_

-----

\_\_\_\_\_

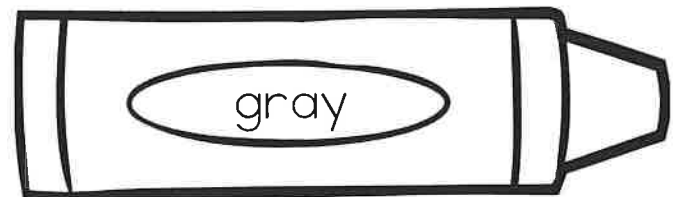

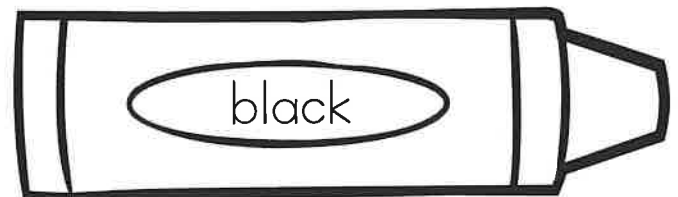
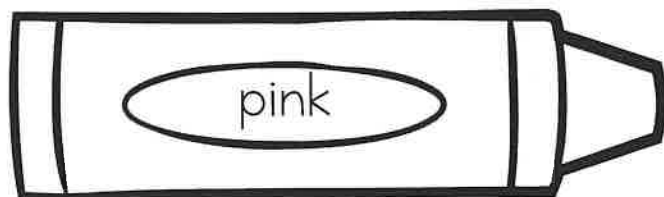








\_\_\_\_\_

-----

\_\_\_\_\_

I know my COLORS!



a

and

away

big

blue

can

come

down

find

for

funny

go

help

here

I

in

is

it

jump

little

look

make

me

my

not

one

play

red

run

said

see

the

three

to

two

up

we

where

yellow

you



# Math

## Checklist!

☐

Write numbers 1-10

☐

Shapes

☐

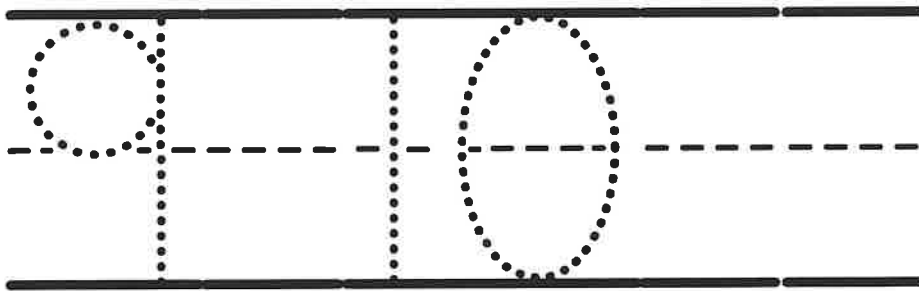
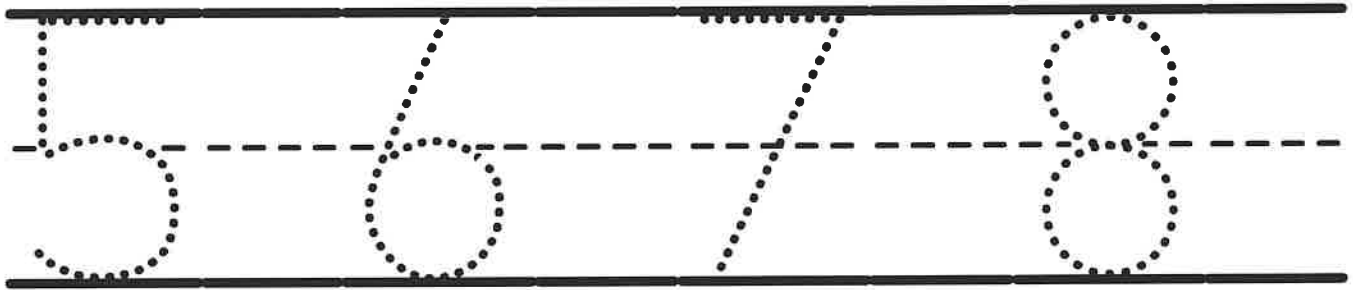
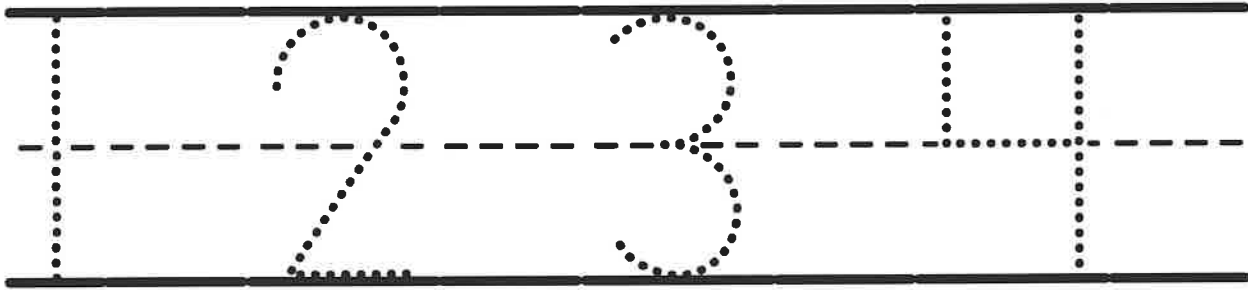
Counting

☐

Order numbers 1-10

# I can write my NUMBERS!

Practice tracing numbers 1-10!





# I can write my Numbers!


Practice writing numbers 1- 10!

Handwriting practice lines consisting of solid top and bottom lines with a dashed middle line for number tracing and writing.


# I can make SHAPES!

Practice drawing each shape!

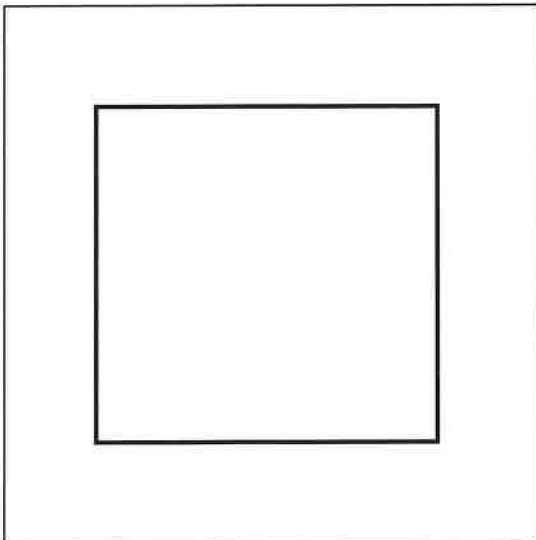
circle




circle



square




square




# I can make SHAPES!

Practice drawing each shape!


triangle




triangle



rectangle



rectangle



I can order NUMBERS!

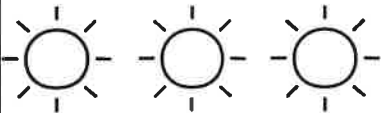






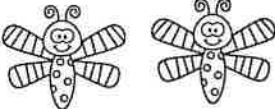
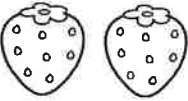


Order the numbers 1-10


1	10	5	4	3
---	----	---	---	---

7	2	9	6	8
---	---	---	---	---

# Let's Add!

 + 	
 + 	
 + 	
 + 	
 + 